

How to remove the batteries




1 Unscrew the locking ring on the bottom of the battery until it's completely loose.




2 Carefully pull the plug straight out until it fully detaches from the battery.




3 Place your hand under the battery and try to find the clamp (see picture 5). Squeeze and gently pull the battery out.



4 Continue to pull the battery outward until it fully detaches from the holder. Store the battery cautiously.



5 On the underside of the battery there is a clamp that holds it in place in its holder. To release the battery, the clamp must be pressed.



6 Your Eloflex can run with only one battery without problem. However, keep in mind that the mileage is halved and that it needs to be charged more frequently.